



UNIVERSIDAD AUTÓNOMA
DE AGUASCALIENTES

P R O M E P

31° INFORME FINANCIERO PARCIAL Y ACUMULADO

JUNIO 2012

Rubros	Beca de fomento a la permanencia	Reconocimiento a la Trayectoria Académica	Fomento a la generación y aplicación del conocimiento	Servicios	Materiales	Bienes muebles	Acervo bibliográfico	Manutención	Cuota compensatoria	Inscripción	Colegiatura	Seguro médico	Instalación	Transporte y viáticos	Material didáctico	Graduación o titulación	TOTAL
Of. No. 103.5/08/3122				6,730.00			6,666.75										13,396.75
Of. No. 103.5/08/3396																	0.00
Of. No. 103.5/09/1252			4,800.00	57,074.70	7,174.99	21,665.26	507.00										91,221.95
Of. No. 103.5/09/3669						8,561.62											8,561.62
Of. No. 103.5/09/3923	42,000.00		13,917.00	12,585.95	6,758.89												75,261.84
Of. No. 103.5/09/4045				25,466.36	4,869.04												30,335.40
Of. No. 103.5/09/4412									45,792.00								45,792.00
Of. No. 103.5/09/5072				34,185.30													34,185.30
Of. No. 103.5/10/4550						16,634.60											16,634.60
Of. No. 103.5/10/4992			22,153.16			135,732.79											157,885.95
Of. No. 103.5/10/5001			1,747.75	11,665.00	80,000.00												93,412.75
Of. No. 103.5/10/5873								74,624.49	15,514.23		36,485.28				3,116.08		129,740.08
Of. No. 103.5/10/5874								58,776.00			45,693.60						104,469.60
Of. No. 103.5/10/5875								102,556.41		1,709.34				106,141.16			210,406.91
Of. No. 103.5/10/7732				15,900.00	1,042.28	9,604.80											26,547.08
Of. No. 103.5/10/7733				26,034.42	2,207.34												28,241.76
Of. No. 103.5/11/899						10,422.60											10,422.60
Of. No. 103.5/11/1019																	
Of. No. 103.5/11/1020				10,249.87													10,249.87
Of. No. 103.5/11/3444				46,000.00													46,000.00
Of. No. 103.5/11/3817						22,325.99											22,325.99
Of. No. 103.5/11/3837	38,000.00		1,822.00	21,460.00	2,986.64	269,465.78											333,734.42




Of. No. 103.5/11/3838		10,000.00	17,278.00		2,781.40	77,972.56	4,404.96											112,436.92
Of. No. 103.5/11/5526								37,312.26										37,312.26
Of. No. 103.5/11/5543									30,528.00					63,233.05				93,761.05
Of. No. 103.5/11/6719	42,000.00		10,917.00	8,302.00														61,219.00
TOTAL POR RUBRO	122,000.00	10,000.00	72,634.91	275,653.60	107,820.58	572,386.00	11,578.71	273,269.16	91,834.23	1,709.34	82,178.88	0.00	0.00	169,374.21	3,116.08	0.00	1,793,555.70	



FERNANDO JARAMILLO JUAREZ
RESPONSABLE INSTITUCIONAL DEL PROMEP



Órgano Interno de Control Institucional



M. EN ADMÓN. MARIO ANDRADE CERVANTES
DIRECTOR


PROGRAMA DE MEJORA AL PROFESORADO
Informe Financiero Acumulado No. 31
05 de Junio de 2012.

Anexos	Rubros	Beca de fomento a la permanencia	Reconocimiento a la calidad en el trabajo	Apoyo mensual complementario	Reconocimiento a la trayectoria académica	Fomento a la generación y aplicación del conocimiento	Servicios	Materiales	Bienes muebles	Acervo bibliográfico	Manutención	Cuota compensatoria	Inscripción	Colegiatura	Seguro médico	Instalación	Transporte y viáticos	Material didáctico	Graduación o titulación	TOTAL
	97-01							20,553.41	15,654.53	228,674.99	5,112.56									
97-02							5,286.07	22,965.96	327,973.91	2,430.66										358,656.60
97-03							18,076.38	839,446.02	1,121,618.96											1,979,141.36
97-04							1,175.13		1,424,273.32	314,313.39										1,739,761.84
97-06							93.00	182.16	302,309.55	57,407.00										359,991.71
98-01-01											6,840.00						6,973.88			13,813.88
98-03							118.20	314.18	264,670.25	371,486.83										636,589.46
98-02-01											1,750,750.67		29,845.12	372,624.00		16,000.00	248,027.69	117,533.62	16,500.00	2,551,281.10
99-01-01											900,882.46				9,997.35	18,955.84	26,377.60	28,909.21		985,122.46
98-06-01											495,448.00		9,725.00			7,231.69	109,695.48	20,000.00		642,100.17
99-02-01											162,624.00						75,260.41	29,208.68		267,093.09
99-03-01											180,000.00						100,953.00	317.69		281,270.69
99-04-01											376,829.00	16,123.50	11,056.50	31,522.50		8,000.00	34,110.74	20,850.40		498,492.64
99-06-01											670,016.77		12,006.00	584,438.53	24,060.00	18,041.05	30,747.16	19,161.25		1,358,470.76
99-07-01											340,365.00		20,979.00	34,312.50		8,192.21	64,245.89	19,762.26		487,856.86
2000-01-01											1,022,833.61	165,024.00		435,514.25	49,696.20	19,780.00	24,556.39	9,445.10		1,726,849.55
2000-02							4,955.95	45,027.70	1,861,225.71	62,277.29										1,973,486.65
2000-03-01													1,117.40				101,350.01	8,333.59		110,801.00
2000-04							825.12		59,163.88											59,989.00
2000-05-01											389,136.00		4,209.29	2,368.82			121,634.00	29,452.76		546,800.87
2000-06-01											203,280.00		1,163.06	1,712.40			97,153.41	9,848.85		313,157.72
2000-07-01												207,600.00		149,500.00			12,232.24	34,302.47	3,160.00	406,794.71
2000-08-01											16,254.00	13,542.00					42,500.93	19,982.37		92,289.30
2001-01-01												13,542.00					8,000.00	10,000.00	1,306.00	32,848.00
2001-02-01												26,160.00		32,305.00			9,739.02	2,613.54		70,817.56
2001-03								893.18	454,131.82	27,031.03										482,056.03
2001-04-01											633,993.50	145,074.13		581,030.37	60,813.11		20,025.06	9,786.81	10,003.70	1,460,726.88
2001-05							619,226.76													619,226.76
2001-06-01											107,198.83	5,461.20		92,524.50			13,041.81	8,403.91		226,630.25
2001-07-01												48,000.00					4,607.09			52,607.09
2001-08									9,468.90											9,468.90
2002-01								4,143.43	172,224.57	406.00										176,774.00
PTC-01-01		303,000.00		45,000.00			23,367.64	246,529.05	123,396.72											741,293.41
PTC-01-02		192,000.00							52,932.46	5,764.47										250,696.93
PTC-02-01		144,000.00		60,000.00		13,909.50	40,731.77	54,586.10	40,622.43	6,855.65										360,705.45
PTC-02-02		96,800.00						2,369.43	26,351.32											125,520.75
PTC-03-01		288,000.00		60,000.00				4,967.15	77,701.88	1,958.00										432,627.03
PTC-03-02		96,000.00						606.11	29,324.79											125,930.90



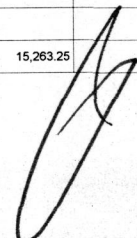
PROGRAMA DE MEJORA AL PROFESORADO
Informe Financiero Acumulado No. 31
05 de Junio de 2012.

Rubros	Beca de fomento a la permanencia	Reconocimiento a la calidad en el trabajo	Apoyo mensual complementario	Reconocimiento a la trayectoria académica	Fomento a la generación y aplicación del conocimiento	Servicios	Materiales	Bienes muebles	Acervo bibliográfico	Manutención	Cuota compensatoria	Inscripción	Colegiatura	Seguro médico	Instalación	Transporte y viáticos	Material didáctico	Graduación o titulación	TOTAL
EXB-01-01					77,777.48	34,914.37	4,558.15	61,960.85	364.86										179,575.71
Of. No. 103.5/02/1406								29,382.50											29,382.50
Of. No. 103.5/02/1428	1,675,102.67		60,000.00		180,370.21	151,165.66	183,777.29	424,825.85	12,622.50										2,687,864.18
Of. No. 103.5/02/1465							782.00	154,281.41											155,063.41
Of. No. 103.5/02/1497										49,050.00	20,952.00		18,967.50						88,969.50
Of. No. 103.5/02/1498										785,029.20	257,825.79		724,821.16	17,199.69		21,683.01	11,993.63		1,818,552.48
Of. No. 103.5/02/2037										610,344.00	248,155.92	23,385.00	26,360.00			21,610.00	19,364.83	5,390.00	954,609.75
Of. No. 103.5/02/2038										1,708,096.10	404,221.34	18,481.74	196,500.62	52,992.20		54,287.99	24,080.76	1,199.39	2,459,860.14
Of. No. 103.5/02/2108								69,920.22	10,000.00										79,920.22
Of. No. 103.5/02/2282	222,000.00				40,512.93	17,985.16	4,404.27	137,032.62	3,909.00										425,843.98
Of. No. 103.5/02/2283	444,000.00				28,224.00	20,135.70	7,729.00	66,237.20											566,325.90
Of. No. 103.5/03/249						545,291.10	118,627.51	22,948.22	180.00										687,046.83
Of. No. 103.5/03/1040										196,750.00	56,532.40		141,380.01	7,875.79		63,962.01	10,753.56		477,253.77
Of. No. 103.5/03/1041										531,164.00	346,456.00	50,000.00	174,996.00			14,961.00	20,000.00	40,000.00	1,177,577.00
Of. No. 103.5/03/1099	322,000.00				32,000.00	73,676.28	35,568.61	136,529.68	60,198.00										659,972.57
Of. No. 103.5/03/1375							1,698.80	124,397.77											126,096.57
Of. No. 103.5/03/1476	96,000.00						332.81	29,606.38											125,939.19
Of. No. 103.5/03/0501						1,805,094.60													1,805,094.60
Of. No. 103.5/03/2516	245,000.00	45,000.00			32,787.00	213,901.53	53,786.67	220,772.84	19,338.45										830,586.49
Of. No. 103.5/03/2517	660,000.00				65,574.00	118,541.22	146,483.51	553,518.81	12,054.37										1,556,171.91
Of. No. 103.5/03/2660						7,425.00	5,697.94	226,644.52	3,083.54										242,851.00
Of. No. 103.5/04/183											232,050.00		1,440,072.00			107,885.29	51,234.61	27,668.00	1,858,909.90
Of. No. 103.5/04/1097										901,175.00	189,211.84	1,551.09	22,141.17	45,418.24		32,912.00	14,960.00		1,207,369.34
Of. No. 103.5/04/1314	539,836.00				22,205.00	77,965.25	78,049.85	373,744.51	23,311.45										1,115,112.06
Of. No. 103.5/04/1315	260,000.00	30,000.00			34,040.50	57,000.78	30,887.95	106,937.58	5,335.49										524,202.30
Of. No. 103.5/04/1496							10,765.57	157,336.37											168,101.94
Of. No. 103.5/04/1662	96,000.00						299.00	29,214.00											125,513.00
Of. No. 103.5/04/1741										261,600.00	105,600.00	6,545.00	88,400.00		7,708.00	19,314.81			489,167.81
Of. No. 103.5/04/2522							4,730.00	94,762.11											99,492.11
Of. No. 103.5/04/2598	192,000.00						3,511.50	56,480.50											251,992.00
Of. No. 103.5/04/2600											197,033.00	24,000.00	60,000.00			135,136.68	22,009.95	54,622.00	492,801.63
Of. No. 103.5/04/2846						151,880.50	122,976.64	10,760.90											285,618.04
Of. No. 103.5/04/2888	96,000.00						2,104.50	27,091.53											125,196.03
Of. No. 103.5/05/359	144,000.00			132,000.00	34,603.00	119,865.84	31,408.83	75,985.81	21,105.96										558,969.44




PROGRAMA DE MEJORA AL PROFESORADO
Informe Financiero Acumulado No. 31
05 de Junio de 2012.

Rubros	Beca de fomento a la permanencia	Reconocimiento a la calidad en el trabajo	Apoyo mensual complementario	Reconocimiento a la trayectoria académica	Fomento a la generación y aplicación del conocimiento	Servicios	Materiales	Bienes muebles	Acervo bibliográfico	Manutención	Cuota compensatoria	Inscripción	Colegiatura	Seguro médico	Instalación	Transporte y viáticos	Material didáctico	Graduación o titulación	TOTAL
Of. No. 103.505/664	132,000.00							17,260.06											149,260.06
Of. No. 103.505/1014						12,853.61													12,853.61
Of. No. 103.505/1471											102,000.00					4,991.00	10,036.84	2,300.00	119,327.84
Of. No. 103.505/1472										754,153.50	139,797.44	11,244.89	10,958.81	34,503.92		28,679.22	13,368.22	4,022.05	996,728.05
Of. No. 103.505/1674								26,434.00	1,089.90										27,523.90
Of. No. 103.505/1693	1,222,000.00				66,851.60	294,746.09	106,960.75	622,492.59	927.99										2,313,979.02
Of. No. 103.505/1824							12,168.43	243,648.58	4,357.28										260,174.29
Of. No. 103.506/429						94,093.78	24,015.92	63,811.51											181,921.21
Of. No. 103.506/1146						80,056.16													80,056.16
Of. No. 103.506/1693									3,699.81										3,699.81
Of. No. 103.506/1893										776,791.80	257,209.58	43,761.25	37,875.00	37,354.30		30,798.78	13,362.47	5,887.89	1,203,041.07
Of. No. 103.506/1972											231,000.00					29,909.34	65,674.25		326,583.59
Of. No. 103.506/2644											871,620.00	76,000.00	251,956.00			300,308.23	39,230.84	300.00	1,539,415.07
Of. No. 103.506/2729						88,365.14	10,717.40	3,933.56											103,016.10
Of. No. 103.507/1654						4,485.00	10,913.66	280,865.82											296,264.48
Of. No. 103.507/1869											301,178.40					14,994.78	29,959.42		346,132.60
Of. No. 103.507/1905							2,213.36	268,065.83											270,279.19
Of. No. 103.507/2087										856,412.41	254,621.00	126,678.90		33,427.55		34,476.66	11,488.29		1,317,104.81
Of. No. 103.507/2090										621,067.49	166,931.01	217,839.55	296,099.90	30,607.60		37,542.60	10,016.00	60,370.50	1,442,474.65
Of. No. 103.507/2408	991,000.00			201,346.10	55,975.97	202,648.89	228,303.78	741,006.27	531.00										2,420,812.01
Of. No. 103.507/2562	688,000.00			52,000.00	129,807.00	285,778.78	220,176.98	736,029.07	1,486.31										2,113,278.14
Of. No. 103.507/2829	158,000.00				37,633.00	65,364.92	114,232.22	248,131.17	110.00										623,471.31
Of. No. 103.507/3027	2,436,000.00					20,615.25	580,362.64	88,237.48											3,125,215.37
Of. No. 103.508/1265	260,000.00				165,740.50	129,053.41	179,412.82	412,854.57	6,126.95										1,153,188.25
Of. No. 103.508/3107						850.00		261,043.70											261,893.70
Of. No. 103.508/3121	1,038,000.00				49,588.25	81,902.23	115,816.86	395,330.25											1,680,637.59
Of. No. 103.508/3122	108,000.00				40,185.19	32,000.41	20,693.77	51,598.74	6,666.75										259,144.86
Of. No. 103.508/3396											262,413.00	9,853.50	7,554.20			48,040.02	28,471.82	15,456.00	371,788.54
Of. No. 103.509/1251					7,458.31		27,766.23												35,224.54
Of. No. 103.509/1252	40,000.00		4,500.00		225,333.44	746,962.10	302,251.65	214,466.93	22,205.44										1,555,719.56
Of. No. 103.509/3669							61,747.01	114,061.41											175,808.42
Of. No. 103.509/3923	130,000.00				20,581.00	12,585.95	6,758.89												169,925.84
Of. No. 103.509/4045	742,405.58				96,883.90	304,313.80	108,345.25	516,989.86	2,000.00										1,770,938.39
Of. No. 103.509/4412											243,615.36	18,670.00	237,499.30	14,736.00		201,558.97	15,263.25		731,342.88




PROGRAMA DE MEJORA AL PROFESORADO
Informe Financiero Acumulado No. 31
05 de Junio de 2012.

Rubros	Beca de fomento a la permanencia	Reconocimiento a la calidad en el trabajo	Apoyo mensual complementario	Reconocimiento a la trayectoria académica	Fomento a la generación y aplicación del conocimiento	Servicios	Materiales	Bienes muebles	Acervo bibliográfico	Manutención	Cuota compensatoria	Inscripción	Colegiatura	Seguro médico	Instalación	Transporte y viáticos	Material didáctico	Graduación o titulación	TOTAL
Of. No. 103.5/09/5072						34,185.30						38,928.31				61,024.31			134,137.92
Of. No. 103.5/10/4550								139,390.35	10,000.00										149,390.35
Of. No. 103.5/10/4992	709,000.00	80,000.00	15,729.75		64,099.16	17,627.70	10,044.48	685,382.74	10,000.00										1,591,883.83
Of. No. 103.5/10/5001	233,000.00	35,000.00	8,738.75		22,720.75	15,226.82	80,000.00	147,254.38											541,940.68
Of. No. 103.5/10/5873										357,998.49	388,799.01		376,310.87			14,985.92	16,507.45		1,154,601.74
Of. No. 103.5/10/5874										323,612.58	63,562.82		225,479.40	19,536.00		9,716.00	8,140.87		650,047.67
Of. No. 103.5/10/5875										433,270.38	196,563.35	1,709.34	10,287.55	6,390.30		123,145.16	16,784.88		788,150.96
Of. No. 103.5/10/7332	96,000.00		5,243.25		40,975.00	44,526.80	1,891.28	39,509.60											228,145.93
Of. No. 103.5/10/7333	152,738.75	12,000.00			33,207.25	79,537.57	18,616.98	75,440.03	3,183.20										374,723.78
Of. No. 103.5/11/889	60,000.00							27,532.96											87,532.96
Of. No. 103.5/11/1019						91,722.79	7,996.13												99,718.92
Of. No. 103.5/11/1020						10,249.87													10,249.87
Of. No. 103.5/11/3444						46,000.00													46,000.00
Of. No. 103.5/11/3817								43,945.11											43,945.11
Of. No. 103.5/11/3837	199,813.92			30,000.00	1,822.00	21,460.00	5,720.62	280,293.00											539,109.54
Of. No. 103.5/11/3838				40,000.00	28,195.00		2,781.40	108,746.61	4,404.96										184,127.97
Of. No. 103.5/11/5526										131,766.30	67,226.96					4,108.67			203,101.93
Of. No. 103.5/11/5543											64,524.60	6,930.92				63,233.05	4,378.52		139,067.09
Of. No. 103.5/11/6719	42,000.00				10,917.00	8,302.00													61,219.00
TOTAL POR RUBRO	15,549,696.92	202,000.00	259,211.75	455,346.10	1,659,977.94	6,954,766.79	4,345,773.91	16,620,193.80	1,103,336.09	16,554,733.09	6,309,627.65	765,680.86	6,667,512.36	444,608.25	96,200.79	2,618,890.50	874,317.78	248,185.53	81,730,060.12


FERNANDO JARAMILLO JUAREZ
RESPONSABLE INSTITUCIONAL DEL PROMEP


Órgano Interno de Control Institucional


M. EN ADMÓN. MARIO ANDRADE CERVANTES
RECTOR