



UNIVERSIDAD AUTÓNOMA
DE AGUASCALIENTES


P R O M E P

41° INFORME FINANCIERO PARCIAL Y ACUMULADO

ENERO 2016


UNIVERSIDAD AUTÓNOMA DE AGUASCALIENTES
PROGRAMA DE MEJORA AL PROFESORADO
Informe Financiero Parcial No. 41
25 de Enero de 2016.

| Rubros | Beca de fomento a la permanencia | Reconocimiento a la Trayectoria Académica | Fomento a la generación y aplicación del conocimiento | Servicios | Materiales | Bienes muebles | Acervo bibliográfico | Manutención | Cuota compensatoria | Inscripción | Colegiatura | Seguro médico | Instalación | Transporte y viáticos | Material didáctico | Graduación o titulación | TOTAL |
|-----------------------|----------------------------------|---|---|-----------|------------|----------------|----------------------|-------------|---------------------|-------------|-------------|---------------|-------------|-----------------------|--------------------|-------------------------|------------|
| Anexos | | | | | | | | | | | | | | | | | |
| Of. No. 103.5/08/4877 | | | | | | 6,897.00 | | | | | | | | | | | 6,897.00 |
| Of. No. 103.5/08/4878 | | | | | | 51,347.40 | | | | | | | | | | | 51,347.40 |
| Of. No. 103.5/11/5527 | | | | | | | | 161,694.00 | | | | | | 8,406.11 | | | 170,100.11 |
| Of. No. 103.5/12/2075 | | | | 7,391.89 | | | | | | | | | | | | | 7,391.89 |
| Of. No. 103.5/12/4456 | | | | | | | | | | | | 7,901.30 | | | | 3,634.46 | 11,535.76 |
| Of. No. 103.5/12/4457 | | | | | | | | 34,245.00 | | | | | | | | | 34,245.00 |
| Of. No. 103.5/12/4558 | | | | | | 1,817.32 | | | | | | | | | | | 1,817.32 |
| Of. No. 103.5/13/5244 | | | | 15,839.35 | 659.06 | | | | | | | | | | | | 16,498.41 |
| Of. No. 103.5/13/5607 | | | | | | | | | 50,220.50 | | 12,000.00 | | | | | | 62,220.50 |
| Of. No. 103.5/13/5651 | | | | | | | | 219,967.97 | | | | 13,760.00 | | | 8,329.33 | | 242,057.30 |
| Of. No. 103.5/13/6889 | | | | | | 1,880.71 | | | | | | | | | | | 1,880.71 |
| Of. No. 103.5/13/7079 | | | | | 5,166.95 | | | | | | | | | | | | 5,166.95 |
| Of. No. 103.5/13/7234 | | | | 10,091.25 | | | | | | | | | | | | | 10,091.25 |
| Of. No. 103.5/14/7104 | | | | | | 14,817.51 | | | | | | | | | | | 14,817.51 |
| Of. No. 103.5/14/7421 | 16,000.00 | | 16,374.00 | 9,265.65 | 2,425.60 | 499.00 | 1,824.00 | | | | | | | | | | 46,388.25 |



UNIVERSIDAD AUTÓNOMA DE AGUASCALIENTES
PROGRAMA DE MEJORA AL PROFESORADO
Informe Financiero Parcial No. 41
25 de Enero de 2016.

| Anexos | Rubros | Beca de fomento a la permanencia | Reconocimiento a la Trayectoria Académica | Fomento a la generación y aplicación del conocimiento | Servicios | Materiales | Bienes muebles | Acervo bibliográfico | Manutención | Cuota compensatoria | Inscripción | Colegiatura | Seguro médico | Instalación | Transporte y viáticos | Material didáctico | Graduación o titulación | TOTAL | |
|--------|------------------------|----------------------------------|---|---|-------------------|------------------|------------------|----------------------|-------------------|---------------------|-------------|------------------|------------------|-------------|-----------------------|--------------------|-------------------------|---------------------|------------|
| | Of. No. 103.5/14/7422 | | | | 13,380.00 | 7,606.41 | 15,080.00 | | | | | | | | | | | | 36,066.41 |
| | Of. No. 103.5/14/10421 | 87,000.00 | | 6,140.22 | | | | | | | | | | | | | | | 93,140.22 |
| | Of. No. 103.5/14/11284 | | | 24,175.00 | 60,753.88 | | | | | | | | | | | | | | 84,928.88 |
| | Of. No. 103.5/15/3006 | | | 9,999.96 | 800.02 | 1,385.99 | | | | | | | | | | | | | 12,185.97 |
| | Of. No. 103.5/15/3086 | 85,000.00 | | | 27,189.00 | 736.00 | | | | | | | | | | | | | 112,925.00 |
| | Of. No. 103.5/15/6946 | 286,661.25 | | 12,000.00 | 232.00 | 1,628.00 | | 6,388.24 | | | | | | | | | | | 306,909.49 |
| | Of. No. 103.5/15/6954 | 348,000.00 | | 37,062.00 | | 4,420.73 | | 909.47 | | | | | | | | | | | 390,392.20 |
| | Of. No. 103.5/15/7646 | | | | | | | | 142,423.47 | | | | | | | | | | 142,423.47 |
| | Of. No. 103.5/15/9186 | | | | | | 1,264.95 | 14,914.81 | | | | | | | | | | | 16,179.76 |
| | TOTAL POR RUBRO | 822,661.25 | 0.00 | 105,751.18 | 144,943.04 | 25,846.06 | 91,786.57 | 24,036.52 | 558,330.44 | 50,220.50 | 0.00 | 12,000.00 | 21,661.30 | 0.00 | 8,406.11 | 8,329.33 | 3,634.46 | 1,877,606.76 | |



DRA. GUADALUPE RUIZ CUÉLLAR
RESPONSABLE INSTITUCIONAL DEL PRODEP


M. EN ADMON. MARIO ANDRADE CERVANTES
RECTOR

UNIVERSIDAD AUTÓNOMA DE AGUASCALIENTES
PROGRAMA DE MEJORA AL PROFESORADO


Informe Financiero Acumulado No. 41
25 de Enero de 2016.

| Rubros | Beca de fomento a la permanencia | Reconocimiento a la calidad en el trabajo | Apoyo mensual complementario | Reconocimiento a la trayectoria académica | Fomento a la generación y aplicación del conocimiento | Servicio | Materiales | Bienes mueblea | Acervo bibliográfico | Manutención | Cuota compensatoria | Inscripción | Colegiatura | Seguro médico | Instalación | Transporte y viáticos | Material didáctico | Graduación o titulación | TOTAL |
|------------|----------------------------------|---|------------------------------|---|---|------------|------------|----------------|----------------------|--------------|---------------------|-------------|-------------|---------------|-------------|-----------------------|--------------------|-------------------------|--------------|
| 97-01 | | | | | | 20,553.41 | 15,654.53 | 228,874.99 | 5,112.56 | | | | | | | | | | 269,995.49 |
| 97-02 | | | | | | 5,286.07 | 22,965.96 | 327,973.91 | 2,430.66 | | | | | | | | | | 358,656.60 |
| 97-03 | | | | | | 18,076.38 | 839,446.02 | 1,121,618.96 | | | | | | | | | | | 1,979,141.36 |
| 97-04 | | | | | | 1,175.13 | | 1,424,273.32 | 314,313.39 | | | | | | | | | | 1,739,761.84 |
| 97-06 | | | | | | 93.00 | 182.16 | 302,309.55 | 57,407.00 | | | | | | | | | | 359,991.71 |
| 98-01-01 | | | | | | | | | | 6,840.00 | | | | | | 6,973.88 | | | 13,813.88 |
| 98-03 | | | | | | 118.20 | 314.18 | 264,670.25 | 371,486.83 | | | | | | | | | | 636,589.46 |
| 98-02-01 | | | | | | | | | | 1,750,750.67 | | 29,845.12 | 372,624.00 | | 16,000.00 | 248,027.69 | 117,533.62 | 16,500.00 | 2,551,281.10 |
| 98-05-01 | | | | | | | | | | 900,882.46 | | | | 9,997.35 | 18,955.84 | 26,377.60 | 28,909.21 | | 985,122.46 |
| 98-06-01 | | | | | | | | | | 495,448.00 | | 9,725.00 | | | 7,231.89 | 109,695.48 | 20,000.00 | | 642,100.17 |
| 98-02-01 | | | | | | | | | | 162,624.00 | | | | | | 75,280.41 | 29,208.68 | | 267,093.09 |
| 98-03-01 | | | | | | | | | | 180,000.00 | | | | | | 100,953.00 | 317.89 | | 281,270.69 |
| 99-04-01 | | | | | | | | | | 376,829.00 | 16,123.50 | 11,056.50 | 31,522.50 | | 8,000.00 | 34,110.74 | 20,850.40 | | 498,492.64 |
| 99-06-01 | | | | | | | | | | 670,018.77 | | 12,006.00 | 584,438.53 | 24,060.00 | 18,041.05 | 30,747.16 | 19,161.25 | | 1,358,470.76 |
| 99-07-01 | | | | | | | | | | 340,365.00 | | 20,979.00 | 34,312.50 | | 8,192.21 | 64,245.89 | 19,762.26 | | 487,856.86 |
| 2000-01-01 | | | | | | | | | | 1,022,833.61 | 165,024.00 | | 435,514.25 | 49,696.20 | 19,780.00 | 24,556.39 | 9,445.10 | | 1,726,849.55 |
| 2008-02 | | | | | | 4,955.95 | 45,027.70 | 1,961,225.71 | 62,277.29 | | | | | | | | | | 1,973,486.65 |
| 2008-03-01 | | | | | | | | | | | | 1,117.40 | | | | 101,350.01 | 8,333.59 | | 110,801.00 |
| 2000-04 | | | | | | 825.12 | | 59,163.88 | | | | | | | | | | | 59,989.00 |
| 2000-05-01 | | | | | | | | | | 389,136.00 | | 4,209.29 | 2,368.82 | | | 121,634.00 | 29,452.76 | | 546,800.87 |
| 2000-06-01 | | | | | | | | | | 203,280.00 | | 1,163.06 | 1,712.40 | | | 97,153.41 | 9,848.85 | | 313,157.72 |
| 2000-07-01 | | | | | | | | | | | 207,600.00 | | 149,500.00 | | | 12,232.24 | 34,302.47 | 3,160.00 | 406,794.71 |
| 2000-00-01 | | | | | | | | | | 16,254.00 | 13,542.00 | | | | | 42,500.93 | 19,992.37 | | 92,289.30 |
| 2001-01-01 | | | | | | | | | | | 13,542.00 | | | | | 8,000.00 | 10,000.00 | 1,306.00 | 32,848.00 |
| 2001-02-01 | | | | | | | | | | | 26,160.00 | | 32,305.00 | | | 9,739.02 | 2,613.54 | | 70,817.56 |
| 2001-03 | | | | | | | 893.18 | 454,131.82 | 27,031.03 | | | | | | | | | | 482,056.03 |
| 2001-04-01 | | | | | | | | | | 833,993.50 | 145,074.13 | | 581,030.37 | 60,813.11 | | 20,025.06 | 9,786.81 | 10,003.70 | 1,460,726.68 |
| 2001-05 | | | | | | 619,226.76 | | | | | | | | | | | | | 619,226.76 |
| 2001-05-01 | | | | | | | | | | 107,198.83 | 5,461.20 | | 92,524.50 | | | 13,041.81 | 8,403.91 | | 226,630.25 |
| 2001-07-01 | | | | | | | | | | | 48,000.00 | | | | | 4,607.09 | | | 52,607.09 |
| 2001-00 | | | | | | | | 9,468.90 | | | | | | | | | | | 9,468.90 |
| 2002-01 | | | | | | | 4,143.43 | 172,224.57 | 406.00 | | | | | | | | | | 176,774.00 |
| PTC-01-01 | 303,000.00 | | 45,000.00 | | | 23,367.64 | 246,529.05 | 123,396.72 | | | | | | | | | | | 741,293.41 |
| PTC-01-02 | 192,000.00 | | | | | | | 52,932.46 | 5,764.47 | | | | | | | | | | 250,696.93 |
| PTC-02-01 | 144,000.00 | | 60,000.00 | | 13,909.50 | 40,731.77 | 54,586.10 | 40,622.43 | 6,855.65 | | | | | | | | | | 360,705.45 |
| PTC-02-02 | 96,800.00 | | | | | | 2,369.43 | 26,351.32 | | | | | | | | | | | 125,520.75 |



UNIVERSIDAD AUTÓNOMA DE AGUASCALIENTES
PROGRAMA DE MEJORA AL PROFESORADO
Informe Financiero Acumulado No. 41
25 de Enero de 2016.


| Rubros | Beca de fomento a la permanencia | Reconocimiento a la calidad en el trabajo | Apoyo mensual complementario | Reconocimiento a la trayectoria académica | Fomento a la generación y aplicación del conocimiento | Servicios | Materiales | Bienes muebles | Acervo bibliográfico | Manutención | Cuota compensatoria | Inscripción | Colegiatura | Seguro médico | Instalación | Transporte y viáticos | Material didáctico | Graduación o titulación | TOTAL |
|-----------------------|----------------------------------|---|------------------------------|---|---|--------------|------------|----------------|----------------------|--------------|---------------------|-------------|--------------|---------------|-------------|-----------------------|--------------------|-------------------------|--------------|
| PTC-03-01 | 288,000.00 | | 60,000.00 | | | | 4,967.15 | 77,701.88 | 1,958.00 | | | | | | | | | | 432,627.03 |
| PTC-03-02 | 96,000.00 | | | | | | 606.11 | 29,324.79 | | | | | | | | | | | 125,930.90 |
| EXB-01-01 | | | | | 77,777.48 | 34,914.37 | 4,558.15 | 61,960.85 | 364.86 | | | | | | | | | | 179,575.71 |
| Of. No. 103.5/02/1406 | | | | | | | | 29,382.50 | | | | | | | | | | | 29,382.50 |
| Of. No. 103.5/02/1420 | 1,675,102.67 | | 60,000.00 | | 180,370.21 | 151,165.66 | 183,777.29 | 424,825.65 | 12,622.50 | | | | | | | | | | 2,687,864.18 |
| Of. No. 103.5/02/1465 | | | | | | | 782.00 | 154,281.41 | | | | | | | | | | | 155,063.41 |
| Of. No. 103.5/02/1487 | | | | | | | | | | 49,050.00 | 20,952.00 | | 18,967.50 | | | | | | 88,969.50 |
| Of. No. 103.5/02/1488 | | | | | | | | | | 786,029.20 | 257,825.79 | | 724,821.16 | 17,199.69 | | 21,683.01 | 11,993.63 | | 1,818,552.48 |
| Of. No. 103.5/02/2037 | | | | | | | | | | 810,344.00 | 248,155.92 | 23,385.00 | 26,360.00 | | | 21,610.00 | 19,364.83 | 5,390.00 | 954,609.75 |
| Of. No. 103.5/02/2039 | | | | | | | | | | 1,708,096.10 | 404,221.34 | 18,481.74 | 196,500.62 | 52,992.20 | | 54,267.99 | 24,080.76 | 1,199.39 | 2,459,860.14 |
| Of. No. 103.5/02/2108 | | | | | | | | 69,920.22 | 10,000.00 | | | | | | | | | | 79,920.22 |
| Of. No. 103.5/02/2202 | 222,000.00 | | | | 40,512.93 | 17,985.16 | 4,404.27 | 137,032.62 | 3,909.00 | | | | | | | | | | 425,643.98 |
| Of. No. 103.5/02/2283 | 444,000.00 | | | | 28,224.00 | 20,135.70 | 7,729.00 | 66,237.20 | | | | | | | | | | | 566,325.90 |
| Of. No. 103.5/03/249 | | | | | | 551,381.10 | 118,627.51 | 22,948.22 | 180.00 | | | | | | | | | | 693,136.83 |
| Of. No. 103.5/03/1040 | | | | | | | | | | 196,750.00 | 56,532.40 | | 141,380.01 | 7,875.79 | | 63,962.01 | 10,753.56 | | 477,253.77 |
| Of. No. 103.5/03/1041 | | | | | | | | | 531,164.00 | 346,456.00 | 50,000.00 | 174,896.00 | | | 14,961.00 | 20,000.00 | 40,000.00 | | 1,177,577.00 |
| Of. No. 103.5/03/1099 | 322,000.00 | | | 32,000.00 | | 73,676.28 | 35,568.61 | 136,529.68 | 60,198.00 | | | | | | | | | | 659,972.57 |
| Of. No. 103.5/03/1375 | | | | | | | 1,698.80 | 124,397.77 | | | | | | | | | | | 126,096.57 |
| Of. No. 103.5/03/1476 | 96,000.00 | | | | | | 332.81 | 29,606.38 | | | | | | | | | | | 125,939.19 |
| Of. No. 103.5/03/0501 | | | | | | 1,805,094.60 | | | | | | | | | | | | | 1,805,094.60 |
| Of. No. 103.5/03/2516 | 245,000.00 | 45,000.00 | | | 32,787.00 | 213,901.53 | 53,786.67 | 220,772.84 | 19,338.45 | | | | | | | | | | 830,586.49 |
| Of. No. 103.5/03/2517 | 660,000.00 | | | | 65,574.00 | 118,541.22 | 146,483.51 | 553,518.81 | 12,054.37 | | | | | | | | | | 1,556,171.91 |
| Of. No. 103.5/03/2669 | | | | | | 7,425.00 | 5,697.94 | 226,644.52 | 3,083.54 | | | | | | | | | | 242,851.00 |
| Of. No. 103.5/04/163 | | | | | | | | | | | 232,050.00 | | 1,440,072.00 | | | 107,885.29 | 51,234.61 | 27,668.00 | 1,858,909.90 |
| Of. No. 103.5/04/1097 | | | | | | | | | 901,175.00 | 169,211.84 | 1,551.09 | 22,141.17 | 45,418.24 | | | 32,912.00 | 14,960.00 | | 1,207,369.34 |
| Of. No. 103.5/04/1314 | 539,836.00 | | | | 22,205.00 | 77,965.25 | 79,049.85 | 373,744.51 | 23,311.45 | | | | | | | | | | 1,115,112.06 |
| Of. No. 103.5/04/1316 | 260,000.00 | 30,000.00 | | | 34,040.50 | 57,000.78 | 30,887.95 | 106,937.58 | 5,335.49 | | | | | | | | | | 524,202.30 |
| Of. No. 103.5/04/1486 | | | | | | | 10,765.57 | 157,336.37 | | | | | | | | | | | 168,101.94 |
| Of. No. 103.5/04/1662 | 96,000.00 | | | | | | 299.00 | 29,214.00 | | | | | | | | | | | 125,513.00 |
| Of. No. 103.5/04/1741 | | | | | | | | | | 261,600.00 | 105,600.00 | 6,545.00 | 88,400.00 | | | 7,708.00 | 19,314.81 | | 489,167.81 |
| Of. No. 103.5/04/2822 | | | | | | | 4,730.00 | 94,762.11 | | | | | | | | | | | 99,492.11 |
| Of. No. 103.5/04/2599 | 192,000.00 | | | | | | 3,511.50 | 56,480.50 | | | | | | | | | | | 251,992.00 |
| Of. No. 103.5/04/2689 | | | | | | | | | | 197,033.00 | 24,000.00 | 60,000.00 | | | | 135,136.68 | 22,009.95 | 54,622.00 | 492,801.63 |
| Of. No. 103.5/04/2846 | | | | | | 151,880.50 | 122,976.64 | 10,760.90 | | | | | | | | | | | 285,618.04 |
| Of. No. 103.5/04/2898 | 96,000.00 | | | | | | 2,104.50 | 27,091.53 | | | | | | | | | | | 125,196.03 |
| Of. No. 103.5/05/359 | 144,000.00 | | | 132,000.00 | 34,603.00 | 119,865.84 | 31,408.83 | 75,985.81 | 21,105.96 | | | | | | | | | | 558,969.44 |



UNIVERSIDAD AUTÓNOMA DE AGUASCALIENTES
PROGRAMA DE MEJORA AL PROFESORADO

Informe Financiero Acumulado No. 41
25 de Enero de 2016.


| Rubros | Beca de fomento a la permanencia | Reconocimiento a la calidad en el trabajo | Apoyo mensual complementario | Reconocimiento a la trayectoria académica | Fomento a la generación y aplicación del conocimiento | Servicios | Materiales | Bienes muebles | Acervo bibliográfico | Manutención | Cuota compensatoria | Inscripción | Colegiatura | Seguro médico | Instalación | Transporte y viáticos | Material didáctico | Graduación o titulación | TOTAL |
|-----------------------|----------------------------------|---|------------------------------|---|---|------------|------------|----------------|----------------------|-------------|---------------------|-------------|-------------|---------------|-------------|-----------------------|--------------------|-------------------------|--------------|
| Of. No. 103.5/06/064 | 132,000.00 | | | | | | | 17,280.06 | | | | | | | | | | | 149,280.06 |
| Of. No. 103.5/06/1814 | | | | | | 12,853.61 | | | | | | | | | | | | | 12,853.61 |
| Of. No. 103.5/06/1471 | | | | | | | | | | | 102,000.00 | | | | | 4,991.00 | 10,036.84 | 2,300.00 | 119,327.84 |
| Of. No. 103.5/06/1472 | | | | | | | | | | 754,153.50 | 139,797.44 | 11,244.89 | 10,958.81 | 34,503.92 | | 28,679.22 | 13,368.22 | 4,022.05 | 996,728.05 |
| Of. No. 103.5/06/1674 | | | | | | | | 26,434.00 | 1,089.90 | | | | | | | | | | 27,523.90 |
| Of. No. 103.5/06/1893 | 1,222,000.00 | | | | 66,851.60 | 294,746.09 | 106,960.75 | 622,492.59 | 927.99 | | | | | | | | | | 2,313,979.02 |
| Of. No. 103.5/06/1824 | | | | | | | 12,168.43 | 243,648.58 | 4,357.28 | | | | | | | | | | 260,174.29 |
| Of. No. 103.5/06/428 | | | | | | 94,093.78 | 24,015.92 | 64,451.51 | | | | | | | | | | | 182,561.21 |
| Of. No. 103.5/06/1146 | | | | | | 80,056.16 | | | | | | | | | | | | | 80,056.16 |
| Of. No. 103.5/06/1683 | | | | | | | | | 3,699.81 | | | | | | | | | | 3,699.81 |
| Of. No. 103.5/06/1693 | | | | | | | | | | 776,791.80 | 257,209.58 | 43,761.25 | 37,875.00 | 37,354.30 | | 30,798.78 | 13,362.47 | 5,887.89 | 1,203,041.07 |
| Of. No. 103.5/06/1972 | | | | | | | | | | | 231,000.00 | | | | | 29,909.34 | 65,674.25 | | 326,583.59 |
| Of. No. 103.5/06/2644 | | | | | | | | | | | 871,620.00 | 76,000.00 | 251,956.00 | | | 300,308.23 | 39,230.84 | 300.00 | 1,539,415.07 |
| Of. No. 103.5/06/2728 | | | | | | 88,365.14 | 10,717.40 | 3,933.56 | | | | | | | | | | | 103,016.10 |
| Of. No. 103.5/07/1654 | | | | | | 4,485.00 | 10,913.66 | 280,865.82 | | | | | | | | | | | 296,264.46 |
| Of. No. 103.5/07/1869 | | | | | | | | | | | 301,178.40 | | | | | 14,994.78 | 29,959.42 | | 346,132.60 |
| Of. No. 103.5/07/1906 | | | | | | | 2,213.36 | 293,305.25 | | | | | | | | | | | 295,518.61 |
| Of. No. 103.5/07/2997 | | | | | | | | | | 856,412.41 | 254,621.00 | 126,678.90 | | 33,427.55 | | 34,476.66 | 11,488.29 | | 1,317,104.81 |
| Of. No. 103.5/07/2090 | | | | | | | | | | 621,067.49 | 186,931.01 | 217,839.55 | 298,099.90 | 30,607.60 | | 37,542.60 | 10,016.00 | 60,370.50 | 1,442,474.65 |
| Of. No. 103.5/07/2409 | 991,000.00 | | | 201,346.10 | 55,975.97 | 202,648.89 | 228,903.78 | 741,006.27 | 531.00 | | | | | | | | | | 2,420,812.01 |
| Of. No. 103.5/07/2562 | 688,000.00 | | | 52,000.00 | 129,807.00 | 322,582.43 | 222,213.19 | 753,749.63 | 1,486.31 | | | | | | | | | | 2,169,818.56 |
| Of. No. 103.5/07/2829 | 158,000.00 | | | | 37,633.00 | 67,614.92 | 114,232.22 | 248,131.17 | 110.00 | | | | | | | | | | 625,721.31 |
| Of. No. 103.5/07/3827 | 2,436,000.00 | | | | | 20,615.25 | 580,362.64 | 97,971.81 | | | | | | | | | | | 3,134,949.70 |
| Of. No. 103.5/08/1285 | 260,000.00 | | | | 165,740.50 | 129,053.41 | 179,412.82 | 479,124.89 | 6,126.95 | | | | | | | | | | 1,219,458.37 |
| Of. No. 103.5/06/3197 | | | | | | 850.00 | 3,625.80 | 288,534.42 | | | | | | | | | | | 293,010.22 |
| Of. No. 103.5/08/3121 | 1,038,000.00 | | | | 49,588.25 | 81,902.23 | 115,816.86 | 409,486.51 | | | | | | | | | | | 1,694,793.85 |
| Of. No. 103.5/08/3122 | 108,000.00 | | | | 40,185.19 | 43,238.40 | 20,693.77 | 70,367.75 | 6,666.75 | | | | | | | | | | 289,151.86 |
| Of. No. 103.5/06/3396 | | | | | | | | | | | 262,413.00 | 9,853.50 | 7,554.20 | | | 48,040.02 | 28,471.82 | 15,456.00 | 371,788.54 |
| Of. No. 103.5/06/4877 | | | | | | | 2,722.86 | 6,897.00 | | | | | | | | | | | 9,619.86 |
| Of. No. 103.5/08/4878 | | | | | | | | 51,347.40 | | | | | | | | | | | 51,347.40 |
| Of. No. 103.5/09/1261 | | | | | 7,458.31 | | 27,766.23 | | | | | | | | | | | | 35,224.54 |
| Of. No. 103.5/09/1262 | 40,000.00 | | 4,500.00 | | 261,808.94 | 991,881.52 | 330,334.33 | 283,416.04 | 22,205.44 | | | | | | | | | | 1,934,146.27 |
| Of. No. 103.5/09/3660 | | | | | | | 61,747.01 | 152,815.33 | | | | | | | | | | | 214,562.34 |
| Of. No. 103.5/09/3023 | 160,000.00 | | | | 38,897.00 | 118,316.55 | 34,650.44 | 171,174.82 | | | | | | | | | | | 523,038.81 |
| Of. No. 103.5/09/4046 | 742,405.58 | | | | 96,883.90 | 308,439.49 | 113,335.93 | 612,321.97 | 2,000.00 | | | | | | | | | | 1,875,386.87 |
| Of. No. 103.5/09/4412 | | | | | | 15,170.21 | | | | | 264,549.36 | 18,670.00 | 363,954.30 | 14,736.00 | | 261,305.85 | 17,365.81 | | 955,751.43 |



UNIVERSIDAD AUTÓNOMA DE AGUASCALIENTES
PROGRAMA DE MEJORA AL PROFESORADO

Informe Financiero Acumulado No. 41
25 de Enero de 2016.


| Rubros | Beca de fomento a la permanencia | Reconocimiento a la calidad en el trabajo | Apoyo mensual complementario | Reconocimiento a la trayectoria académica | Fomento a la generación y aplicación del conocimiento | Servicios | Materiales | Bienes muebles | Acervo bibliográfico | Manutención | Cuota compensatoria | Inscripción | Colegiatura | Seguro médico | Instalación | Transporte y viáticos | Material didáctico | Graduación o titulación | TOTAL |
|-----------------------|----------------------------------|---|------------------------------|---|---|------------|------------|----------------|----------------------|--------------|---------------------|-------------|--------------|---------------|-------------|-----------------------|--------------------|-------------------------|--------------|
| Of. No. 183.5/09/6072 | | | | | | 142,388.97 | | | | | | 38,928.31 | | | | 61,024.31 | | | 242,341.59 |
| Of. No. 103.5/10/4560 | | | | | | | | 151,726.95 | 10,000.00 | | | | | | | | | | 161,726.95 |
| Of. No. 103.5/10/4992 | 709,000.00 | 80,000.00 | 15,729.75 | | 77,918.99 | 96,122.05 | 84,312.11 | 822,352.21 | 29,638.14 | | | | | | | | | | 1,915,073.25 |
| Of. No. 103.5/10/5881 | 233,000.00 | 35,000.00 | 8,738.75 | | 33,207.25 | 85,968.94 | 203,253.38 | 248,375.40 | | | | | | | | | | | 847,543.72 |
| Of. No. 103.5/10/5873 | | | | | | | | | 360.00 | 580,628.27 | 470,674.19 | 73,980.00 | 425,016.55 | | | 14,985.92 | 27,381.04 | 8,172.24 | 1,601,196.21 |
| Of. No. 103.5/10/5874 | | | | | | | | | 2,149.97 | 705,055.31 | 63,562.82 | | 422,838.73 | 30,000.00 | | 13,387.00 | 9,754.63 | | 1,246,746.46 |
| Of. No. 103.5/10/5876 | | | | | | 97,813.01 | | | | 890,158.13 | 298,270.73 | 6,120.54 | 28,514.90 | 37,428.16 | | 273,507.03 | 26,869.85 | | 1,658,682.35 |
| Of. No. 103.5/10/7732 | 96,000.00 | | 5,243.25 | | 40,975.00 | 96,265.45 | 23,416.45 | 94,160.63 | 1,149.00 | | | | | | | | | | 357,209.78 |
| Of. No. 103.5/10/7733 | 152,738.75 | 12,000.00 | | | 33,207.25 | 108,583.76 | 36,655.25 | 78,047.67 | 3,183.20 | | | | | | | | | | 424,415.88 |
| Of. No. 103.5/11/899 | 72,000.00 | | | | 21,834.00 | 49,584.04 | | 66,077.33 | 50,000.50 | | | | | | | | | | 259,495.87 |
| Of. No. 103.5/11/1018 | | | | | | 91,722.79 | 7,996.13 | | | | | | | | | | | | 99,718.92 |
| Of. No. 103.5/11/1028 | | | | | | 25,180.38 | 5,100.70 | | | | | | | | | | | | 30,281.08 |
| Of. No. 103.5/11/3444 | | | | | | 46,000.00 | | | | | | | | | | | | | 46,000.00 |
| Of. No. 103.5/11/3817 | | | | | | | | 279,104.56 | | | | | | | | | | | 279,104.56 |
| Of. No. 103.5/11/3837 | 269,813.92 | | | 30,000.00 | 21,964.00 | 31,341.88 | 8,840.40 | 329,428.62 | | | | | | | | | 44,625.00 | | 735,913.82 |
| Of. No. 103.5/11/3838 | | | | 50,000.00 | 31,834.00 | 8,101.02 | 24,983.53 | 119,517.77 | 4,404.96 | | | | | | | | | | 238,841.28 |
| Of. No. 103.5/11/6526 | | | | | | | 37,312.26 | | 7,264.51 | 343,197.28 | 67,226.96 | 81,886.50 | 86,170.00 | | | 5,000.00 | 2,626.20 | | 630,683.71 |
| Of. No. 103.5/11/6527 | | | | | | 1,323.17 | | | 1,353.44 | 1,042,514.00 | | | \$683,298.93 | | | 25,951.11 | 3,051.60 | | 1,757,493.25 |
| Of. No. 103.5/11/6543 | | | | | | 123,318.70 | | | 3,504.33 | | 168,312.00 | 6,930.92 | 13,800.24 | | | 190,134.45 | 12,799.34 | 23,969.32 | 542,769.30 |
| Of. No. 103.5/11/6640 | | | | | 36,462.24 | | | | | | | | | | | | | | 36,462.24 |
| Of. No. 103.5/11/6719 | 72,000.00 | | | | 21,834.00 | 19,678.17 | 6,277.75 | 71,878.47 | 8,052.40 | | | | | | | | | | 199,720.79 |
| Of. No. 103.5/11/6737 | 77,865.00 | | | | 16,375.50 | 18,884.00 | 7,566.49 | 60,300.33 | | | | | | | | | | | 181,011.32 |
| Of. No. 103.5/11/6813 | | | | | 70,771.66 | 152,611.52 | 28,081.93 | 36,164.36 | 6,266.14 | | | | | | | | | | 293,895.61 |
| Of. No. 103.5/12/2876 | | | | | 59,931.29 | 504,045.85 | 23,024.05 | 357,581.40 | 15,511.50 | | | | | | | | 1,359.00 | | 961,353.09 |
| Of. No. 103.5/12/3780 | 583,517.20 | | | | 64,408.96 | 122,812.14 | 30,753.44 | 625,002.92 | 25,956.68 | | | | | | | | | | 1,452,451.34 |
| Of. No. 103.5/12/3781 | 264,000.00 | | | | 41,708.26 | 20,213.39 | 12,264.26 | 79,042.70 | 12,136.21 | | | | | | | | | | 429,364.82 |
| Of. No. 103.5/12/4273 | | | | | | | 3,337.00 | 386,393.69 | | | | | | | | | | | 389,730.89 |
| Of. No. 103.5/12/4456 | | | | | | 1,667.00 | | | 7,960.00 | 198,774.65 | | | 44,884.80 | | | | 1,960.00 | | 255,246.45 |
| Of. No. 103.5/12/4456 | | | | | | 10,528.00 | | | 1,021.22 | 641,072.17 | | 110,172.00 | 525,628.39 | 18,429.30 | | 1,998.17 | 1,707.67 | 3,634.46 | 1,514,191.38 |
| Of. No. 103.5/12/4457 | | | | | | | | | | 987,275.57 | | 11,702.68 | 5,075.70 | 14,209.60 | | 16,345.00 | | | 1,034,608.55 |
| Of. No. 103.5/12/4458 | | | | | 9,479.15 | 11,343.00 | | | | | | | | | | | | | 20,822.15 |
| Of. No. 103.5/12/4568 | | | | | 68,249.88 | 60,903.21 | 75,069.61 | 40,668.41 | | | | | | | | | | | 244,891.11 |
| Of. No. 103.5/13/4178 | | | | | | 24,484.60 | | | | | | | | | | | | | 24,484.60 |
| Of. No. 103.5/13/6244 | | | | | 27,542.00 | 341,042.63 | 55,375.77 | 101,167.84 | | | | | | | | | | | 625,128.24 |
| Of. No. 103.5/13/6687 | | | | | | | | | 2,649.47 | 144,678.50 | 374,266.58 | | 96,000.00 | | | | | | 617,584.55 |
| Of. No. 103.5/13/6661 | | | | | | | | | 3,296.84 | 775,339.97 | | | 46,137.22 | 27,840.00 | | | 8,329.30 | | 880,743.36 |




UNIVERSIDAD AUTÓNOMA DE AGUASCALIENTES
PROGRAMA DE MEJORA AL PROFESORADO

Informe Financiero Acumulado No. 41
25 de Enero de 2016.

| Rubros Anexos | Beca de fomento a la permanencia | Reconocimiento a la calidad en el trabajo | Apoyo mensual complementario | Reconocimiento a la trayectoria académica | Fomento a la generación y aplicación del conocimiento | Servicios | Materiales | Bienes muebles | Acervo bibliográfico | Manutención | Cuota compensatoria | Inscripción | Colegiatura | Seguro médico | Instalación | Transporte y viáticos | Material didáctico | Graduación o titulación | TOTAL |
|------------------------|----------------------------------|---|------------------------------|---|---|---------------------|---------------------|----------------------|----------------------|----------------------|---------------------|---------------------|---------------------|-------------------|------------------|-----------------------|--------------------|-------------------------|-----------------------|
| Of. No. 183.5/13/6971 | | | | | | | | 259,091.11 | 9,527.74 | | | | | | | | | | 288,618.85 |
| Of. No. 183.5/13/6889 | | | | | 9,679.40 | 46,764.27 | | 24,842.17 | | | | | | | | | | | 81,285.84 |
| Of. No. 103.5/13/7879 | 397,270.81 | | | | 34,002.83 | | 33,146.33 | 258,495.25 | 10,757.49 | | | | | | | | | | 733,672.71 |
| Of. No. 183.5/13/7234 | | | | | 72,000.00 | 110,020.70 | 9,781.46 | 71,537.55 | | | | 7,526.35 | | | | | | | 270,886.88 |
| Of. No. 183.5/14/7104 | | | | | | | | 17,816.91 | | | | | | | | | | | 17,816.91 |
| Of. No. 183.5/14/7421 | 198,000.00 | | | | 47,075.25 | 52,556.47 | 4,063.60 | 499.00 | 1,824.00 | | | | | | | | | | 304,818.32 |
| Of. No. 103.5/14/7422 | 158,046.75 | | | | 16,364.00 | 13,380.00 | 8,364.81 | 15,080.00 | | | | | | | | | | | 211,236.56 |
| Of. No. 183.5/14/10421 | 217,000.00 | | | | 16,373.92 | | | 1,334.90 | | | | | | | | | | | 234,786.82 |
| Of. No. 103.5/14/11294 | | | | | 29,675.00 | 60,753.88 | | | | | | | | | | | | | 90,428.88 |
| Of. No. 183.5/15/358 | | | | | | 11,219.00 | | | | | | | | | | | | | 11,219.88 |
| Of. No. 103.5/15/3896 | | | | | 9,999.96 | 800.02 | 1,385.99 | | | | | | | | | | | | 12,186.97 |
| Of. No. 103.5/15/3096 | 136,000.00 | | | | | 27,189.00 | 736.00 | | | | | | | | | | | | 183,926.88 |
| Of. No. 183.5/15/4298 | | | | | | 6,453.00 | | | | | | | | | | | | | 8,453.00 |
| Of. No. 183.5/15/6946 | 286,661.25 | | | | 12,000.00 | 232.00 | 1,628.00 | | 6,388.24 | | | | | | | | | | 386,899.49 |
| Of. No. 103.5/15/6954 | 348,000.00 | | | | 37,062.00 | | 4,420.73 | | 909.47 | | | | | | | | | | 390,392.28 |
| Of. No. 103.5/15/7648 | | | | | | | | | | 142,423.47 | | | | | | | | | 142,423.47 |
| Of. No. 183.5/15/9188 | | | | | | | | 1,264.95 | 14,914.81 | | | | | | | | | | 16,179.76 |
| TOTAL POR RUBRO | 18,358,077.93 | 202,000.00 | 259,211.75 | 465,346.10 | 2,474,569.07 | 9,633,531.51 | 5,025,220.23 | 20,282,126.92 | 1,315,928.19 | 21,959,202.66 | 6,992,198.19 | 1,055,359.59 | 8,559,256.00 | 546,389.01 | 96,200.79 | 3,004,757.06 | 971,072.38 | 283,961.55 | 101,484,408.94 |


DRA. GUADALUPE RUIZ CUELLAR
RESPONSABLE INSTITUCIONAL DEL PRODEP


M. EN ADMON. MARIO ANDRADE CERVANTES
RECTOR